

Add to Cart

Load Combination Flight Manual

Origination Date: XXXX

Document Identifier:	Name
Date:	Latest Revision Date
Project:	Customer, Unique ID, Part Number
Document Status:	Draft, Redline, Released, Obsolete

Name of Operator:

Make and Model of Aircraft:

Registration Number:

Class A, B or C Load Combination

Abstract:

This document describes the requirements for aircraft external load.

Your Logo	Your Company Name	CAGE: Your#
		DOC NAME

REVISION LOG

Issue	Date	Comment	Author
0-0			

DOCUMENT CHANGE RECORD

Issue	Item	Reason for Change

Your Logo	Your Company Name	CAGE: Your#
		DOC NAME

TABLE OF CONTENTS

REVISION LOG..... 2

DOCUMENT CHANGE RECORD..... 2

TABLE OF CONTENTS..... 3

OPERATING LIMITATIONS 4

LOAD COMBINATION OPERATING PROCEDURES 4

OPERATING LIMITATIONS 4

LOAD COMBINATION INFORMATION 5

Copyright © JnF Specialties, LLC. All rights reserved worldwide.

Your Logo	Your Company Name	CAGE: Your#
		DOC NAME

OPERATING LIMITATIONS

Airspeed limitations.

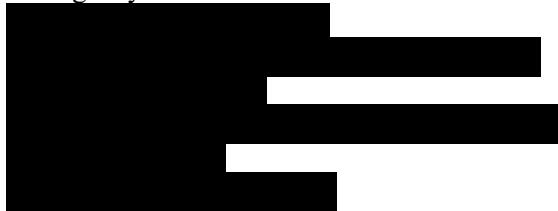
Area operation limitations.



LOAD COMBINATION OPERATING PROCEDURES








Demonstration of load-carrying capabilities.

Emergency conditions.



OPERATING CONDITIONS

In addition to the operating limitations set forth in the Approved Aircraft Flight Manual, this aircraft will be operated according to the following operating limitations:

1. 
2. 
3. 
4. 
5. 
6. 
7. 

Your Logo	Your Company Name	CAGE: Your#
		DOC NAME

-
-
8.
9.

LOAD COMBINATION INFORMATION

1. Operator will list information pertaining to the peculiarities of the load combination, such as:

-
-
-
-
-
-

2. Normal - inspect the cargo sling for proper installation and overall condition. Also check

3. In the event of electrical failure, use the manual release to

4. Information regarding static electricity discharges - Class B loads. Before attaching the cargo hook to the load, make sure

5. Operator will list any other information essential for safe operation, such as:

-
-

Your Logo	Your Company Name	CAGE: Your#
		DOC NAME

- [REDACTED]
- [REDACTED]
- [REDACTED]

6. All personnel engaged in the external-load operation will be familiar with and use the signals.

7. This rotorcraft has demonstrated its airworthiness according to Sections 133.41 and 133.43 of FAR Part 133 and is approved for Class B rotorcraft-load combinations up to a maximum external-load of pounds.

NOTE: [REDACTED]

8. Required placards.

- [REDACTED]
- [REDACTED]

9. Illustration of Standard Hand Signals.

Insert standard hand signals here

10. After the helicopter has been directed into position, one ground crewmember should remain within sight of the pilot to [REDACTED]

[REDACTED]

11. Hand signals. When giving hand signals to the pilot, a ground crewmember must [REDACTED]

[REDACTED]

[REDACTED]